



**BlueGecko**  
— H O M E S —

# STANDARD INCLUSIONS

HIGH QUALITY PRODUCTS AND FINISHES IS ONLY TH BEGINING.



# BlueGecko

— H O M E S —




## CONTACT DETAILS

✉ [sales@bluegeckohomes.com.au](mailto:sales@bluegeckohomes.com.au)

☎ 1300 962 438

🌐 [www.bluegeckohomes.com.au](http://www.bluegeckohomes.com.au)



# TABLE OF CONTENT

3

## **Our Company**

What can we build

---

4

## **Preliminaries**

Preliminaries, Site Works,  
Concrete, Frames & Trusses

---

6

## **Bricks & External Products**

Bricks & External Products

---

8

## **Roofing Products**

Bricks & External Products

---

10

## **Windows & Garage Doors**

Windows, Garage  
Doors & Plastering

# TABLE OF CONTENT

12

## **Electrical Appliances**

Electrical Appliances

---

16

## **Doors & Robe Furnishings**

Doors & Robe Furnishings

---

17

## **Plumbing Fixtures & Hot Water Services**

Plumbing Fixtures & Hot Water Services

---

20

## **Notes**

Notes



**BlueGecko**  
— H O M E S —

# OUR INCLUSIONS

At Blue Gecko Homes, we understand the importance of setting a high standard when it comes to our standard inclusions and more importantly what we include when it comes to your new home from the start.

This is where we differ from the larger volume builders as we believe in using the highest quality suppliers & trades plus include the items you need upfront.

**A small sample of items we include as standard are:**

- Floor Coverings Throughout
- 3 Coat Paint Specification
- Cyclone garage door with 2 remotes
- Quality Kitchen and Bathroom products
- Sliding robe doors

We know that when it comes to building your home that everyone is different, and we are very flexible on products you would like to include and deal with multiple suppliers that offer a large variety of products if you are looking to upgrade further.

Building with an Independent Builder is sure to give you a house you are proud to call your home.



# OUR COMPANY



**BlueGecko**  
— H O M E S —

## What can we build?

The Team at Blue Gecko Homes is well known for its ability to build anything that is worth building – if you can dream it, we can build it.

From simply designed homes that we have to the most complex custom-built designs – we can do it all.

- ☑ Personal Service from a highly qualified builder
- ☑ A start to finish service from the builder not a salesman
- ☑ Supporting the local community that you live in
- ☑ Supporting local trades to keep work in your town
- ☑ Superior build quality from an industry leading builder
- ☑ Custom plan specialists



**PRELIMINARIES, SITE WORKS, CONCRETE, FRAMES & TRUSSES**

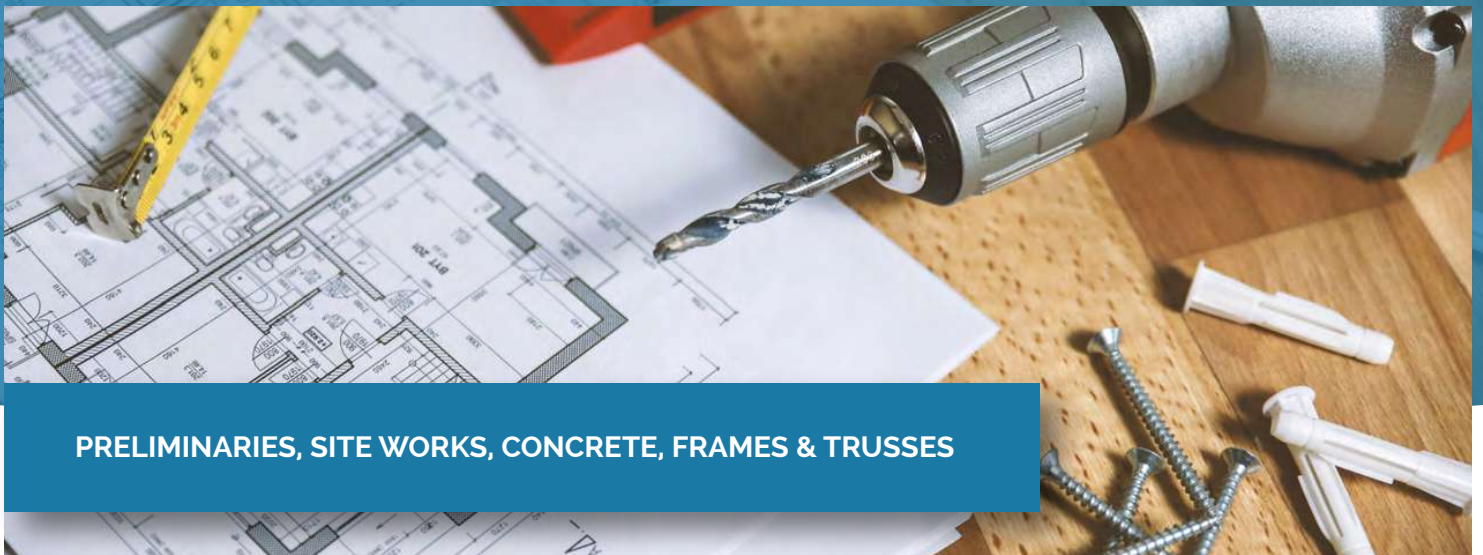
## Preliminaries

- Soil test.
- Custom designed plan liaising with our experienced Building Consultant.
- Site visit by builder to determine any issues with land.
- Master Builders QLD Contract Documents.
- Includes full set of council ready plans by our very own highly experienced draftsman.
- H2 Frame Blue Pine.
- Engineered slab and frame design to "M" soil type.
- All Building and plumbing application fees and relevant insurances as required.
- Workplace health and safety plans and inspections throughout the build.
- Twelve-month maintenance warranty and a full six year and six-month Structural warranty.

## Site Works

- For sites between 0mm-400mm fall over building pad.
- Site subgrade in preparation for landscaping.





**PRELIMINARIES, SITE WORKS, CONCRETE, FRAMES & TRUSSES**

## Slab Concrete

- Slab and footings engineered and designed for a Class "M" Site to Australian Standards.
- Rebates in slab for shower floors (no step up into shower).

## Plumbing

- For (Approx. 800m2 block).
- Sewage 6m allowance.
- Water Supply 6m allowance.
- 100mm PVC Stormwater line 2 connections.
- 2 external taps.
- Fridge Tap
- Supply and Install 1x 250L Electric hot water system.

## Frames & trusses

- Frames & trusses to be engineered.
- Supply and installation of tie downs to frame & truss as per manufactures requirements and engineer.
- Frames to be for 2550mm ceiling height.





**BRICKS & EXTERNAL PRODUCTS**


- Bricks to external walls selected from standard Range
- Grey Colour mortar with raked joints
- 450mm wide eave sheets




Shoreline




Limestone



Blackbutt




Silver Brich



Grey Gum



Surfwash



Engage



Escape



Freedom




Leisure



Stimulate




Unwind




Grecian Gold




Seasalt



Pepper



Silver




Chiffon



### BRICKS & EXTERNAL PRODUCTS


- Bricks to external walls selected from standard Range
- Grey Colour mortar with raked joints
- 450mm wide eave sheets

#### Life Style




Girraween  
Standard


#### Naturals



Frost  
Standard




Moon Dust  
Standard




Diftwood Grey  
Standard

#### Naturals



Frost  
Standard



Moon Dust  
Standard

#### Horizon



Emerald  
Standard



Mitchell  
Standard



Washed White  
Standard

#### Hinterlands



St. George  
Standard




Therdbo  
Standard


#### Zen by Nature



Agave  
Standard



Ginseng  
Standard



Salt  
Standard

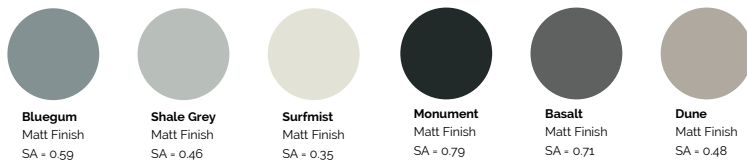


### ROOFING PRODUCTS

- COLORBOND® steel Metal Roof**
- COLORBOND® steel Fascia & Guttering**
- 90mm PVC Downpipes**



### Matt Finish




COLORBOND® steel, BlueScope, the BlueScope brand mark and ® colour names are registered trade marks of BlueScope Steel Limited. TM colour names are trade marks of BlueScope Steel Limited. © 2017 BlueScope Steel Limited ABN 16 000 011 058. All rights reserved. The COLORBOND® steel colour swatches and images shown in this brochure have been reproduced to represent actual product colours and finish as accurately as possible. However, we recommend checking your chosen colour against an actual sample of the product before purchasing, as varying light conditions and limitations of the printing process may affect colour tones and finish. To determine the most suitable material for your project, please contact your supplier or see [steel.com.au/Colorbond](http://steel.com.au/Colorbond).





### WINDOWS


#### Aluminium Single Glazed Sliding Windows & Doors including locks and keys



**Pearl White Glass**  
(GA0784)



**Surfmist Matt**  
(GA236A)



**White Birch Gloss**  
(GA057A)



**Primrose Gloss**  
(GD037A)



**Stone Belge Matt**  
(GD247A)




**Dube Matt**  
(GL252A)



**Ultra Silver Gloss**  
(GY070A)



**Woodland Grey Matt**  
(GL205A)



**Monument Matt**  
(GL229A)



**Textura Black**  
(GN305A)



Due to the nature of printing processes, some degree of color and glass level variation may occur. Bradnam's recommend the viewing of an aluminium colour swatch prior to order.



Storm Sheild Cyclone Rated Door for peace of mind.



Dover White    Classic Cream    Surfmist    Sandbank    Paperbark    Stone    Dune



Shale Grey    Evening Haze    Cove    Pale Eucalypt    Mangrove    Cottage Green    Woodland Grey



Gully    Walaby    Jasper    Terrain    Manor Red    Loft    Ironestone



Deep Ocean    Windspray    Basalt    Monument    Night Sky



## Three Coat Paint System

### What's the three-coat paint system?

Blue Gecko Homes three-coat paint system is exactly how it sounds – it's simply three coats of paint! This often consists of base or undercoat + colour + colour. When painting a surface for the first time, opting for a three-coat system makes for a strong and long-lasting seal.



### How does this benefit families?

Little ones running around means household wear and tear, it simply can't be helped! Kids love to play, splash, draw and get messy – so a wall covering that complements the comings and goings of a young family is essential to the Blue Gecko Homes team.

### How does this lift Blue Gecko Homes above the competition?

At Blue Gecko Homes, we prefer to provide a three-coat quality finish from the outset – even if it does take a little longer to dry! Ensuring our workmanship will withstand the test of time, means that we're focused on building quality, modern homes with all the trimmings for Australian families.

- ☑ 10mm Plasterboard to House & Garage
- ☑ 75mm Cove Cornices to House & Garage
- ☑ Interior Ceilings - Taubman's Trade Ceiling White
- ☑ Interior Walls - Taubman's Trade Washable Velvet Low Sheen
- ☑ Sisalation to external walls & ceiling – as per construction drawings
- ☑ Preparation – Taubman's Trade Acrylic Sealer Undercoat
- ☑ Trims - Taubman's Ultra Oil Based Enamel Satin or High Gloss
- ☑ Exterior Surfaces - Taubman's Ultra Exterior Low Sheen





**ELECTRICAL & LIGHTING**



Smoke alarms



Down Lights



3 Speed wall controller with light switch included.



**BH2DWE**  
Main Applications  
Perfect for small bathrooms and ensuites




Fans





**APPLIANCES**



**EUROMAID 60CM 4ZONE CERMAIC COOKTOP**



**EUROMAID 60CM BLACK GLASS GAS COOKTOP**  
(additional cost to install Gas)



**EUROMAID 60CM 94L 8 FUNCTION BLACK OVEN**



**EUROMAID 60CM 94L 8 FUNCTION BLACK OVEN**



**EUROMAID 60CM DUCTED RAIL AS SS60S DNX**

**Harvey Norman**

**Euromaid**



**BlueGecko**  
— H O M E S —






**APPLIANCES**



EUROMAID 60CM 94L  
8 FUNCTION BLACK OVEN



WEST/HOUSE 60CM GAS  
4 BRN 14 MJ/HWOK  
Additional Cost to install gas



WEST/H 60CM ELECTRIC  
OVEN WITH PLUG



WEST/HOUSE 60CM S/OUT  
HOOD 3 SPEED






### DOORS & DOOR FURNISHINGS

## SAVOY 820

The Savoy 820 range is engineered using joinery construction techniques featuring veneered laminated timber stiles and rails. Designed from choice timbers with a variety of glass options to suit your custom style.



XS11

XS2

XS24-820


XS26-820

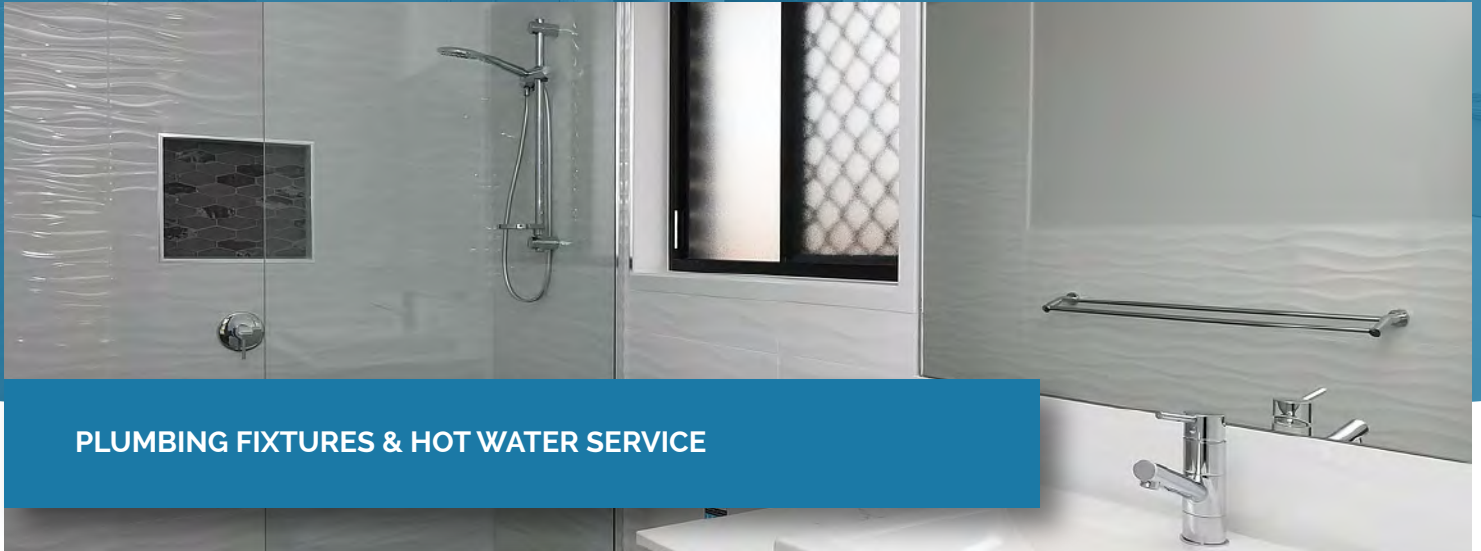
XS28-820

XS3

- Hume's Redicoat doors with door furniture from Builder's Range chrome.
- Privacy lock set to main bed and ensuite, bathroom passage set. to the balance of doors.
- White rubber door stops.

- Builder's Range Choices carpet. to bedrooms and media room.
- Builder's Range Choices. Flooring Vinyl Flooring.
- Lockwood Nexion.





**PLUMBING FIXTURES & HOT WATER SERVICE**



**KORE Plus BTW  
Toilet Suite Rimless**



**OPUS Freestanding Oval  
Bath 1500mm Long**



**CODA 410mm Square  
Drop in Basin**



**CODA 410mm Square  
Drop in Basin**



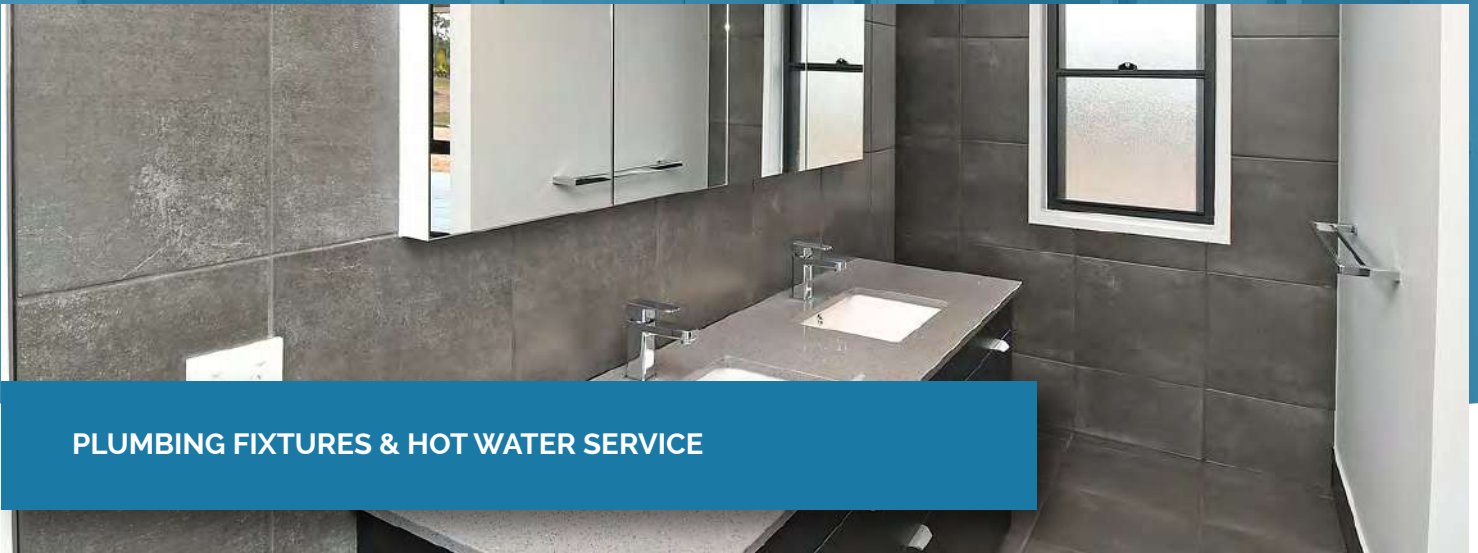
**Kore Towel Rail &  
Toilet Roll Holder**



**Anise Bath / Shower Mixer  
Finish: Chrome**



**HWS RADIANT  
ELEC 250L 3.6KW**



**PLUMBING FIXTURES & HOT WATER SERVICE**



Anise Bath / Shower Mixer  
Finish: Chrome




Anise Ink Mixer  
Finish: Chrome




Anise Basin Mixer  
Finish: Chrome



PUS Hand Shower  
and Rail Set



SONATA: KORE 45LT TUB  
SONATA: KORE SINK MIXER



Kore MKII 1&3/4 Sink LHB  
Material: Stainless Steel





### PLUMBING FIXTURES & HOT WATER SERVICE



- ✓ 20 MM YDL Stone Benchtops to Kitchen
- ✓ 900mm wide island bench, in a range of colours up to 2.4 metres
- ✓ Doors to underside of island bench
- ✓ 600mm wide bench against wall 2.4 long doors to underside of cooktop bench
- ✓ One bank of four (4) cutlery drawers soft close
- ✓ Overhead cupboard above fridge space
- ✓ Metal handles from Builder's Range
- ✓ 1 ¾ stainless steel sink Tiled splashback selections from Builder's Range
- ✓ Plumbed fridge provision only including power point and tap)



  
YDL STONE



**BlueGecko**  
— H O M E S —



**NOTES**

Series of horizontal lines for writing notes.

